

# Overview - Public Entities Quarterly Reporting

Approved receipts

16,1

38,2%

Approved spending

16,7

71,9%

Surplus/(deficit)

-0,6

- ☐ R billion
- ☒ R million
- ☐ R thousand

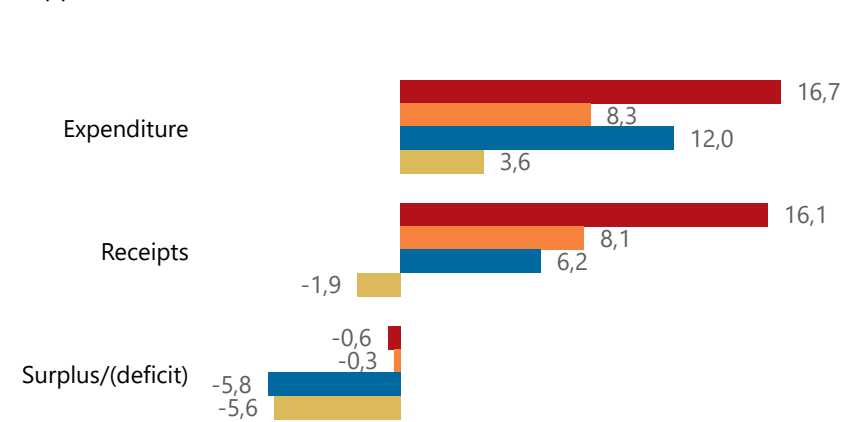


**national treasury**

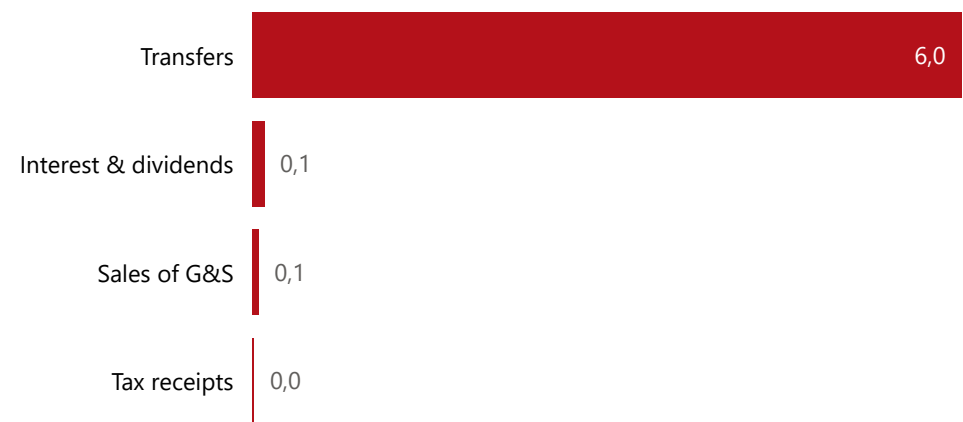
Department:  
National Treasury  
REPUBLIC OF SOUTH AFRICA

## Consolidation

● Approved ● Forecast ● YTD ● Variance



## Composition of receipts



## Quarter

2

## Cluster

Education and related

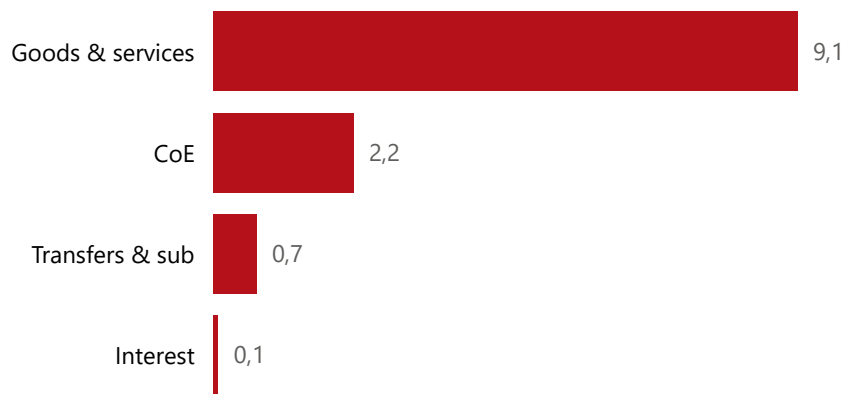
## Department

Sport, Arts and Culture

## Entity

William Humphreys Art Gallery

## Composition of spending



## Functional grouping



## Spending by PFMA schedule



# Public Entities Receipts

Approved sales of G&S

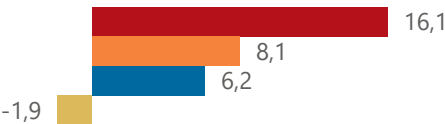
0,1 50,0%

Approved transfers

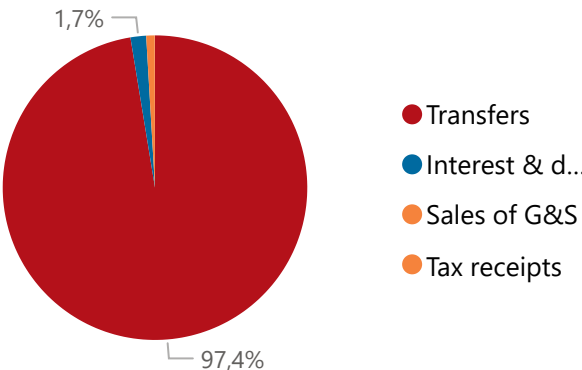
15,8 38,0%

## Actual vs Forecast

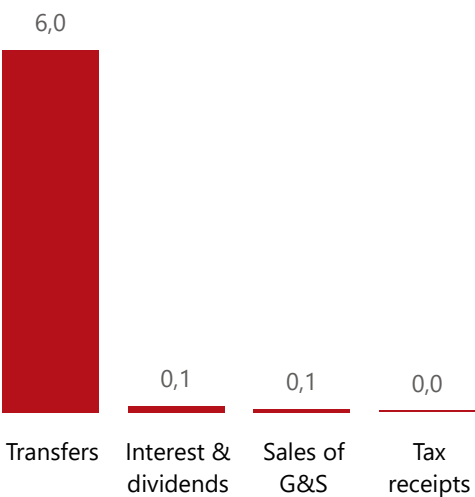
● Approved ● Forecast ● YTD ● Variance



## Composition of receipts



## Top 5 Receipts



## Quarter

2

## Cluster

Education and related

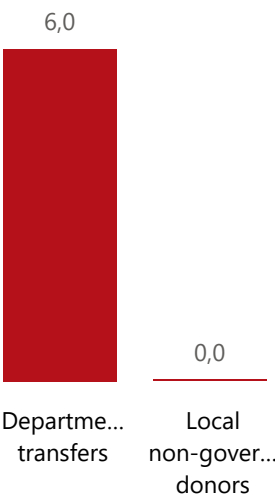
## Department

Sport, Arts and Culture

## Entity

William Humphreys Art Gallery

## Top 5 Transfers



## Receipts

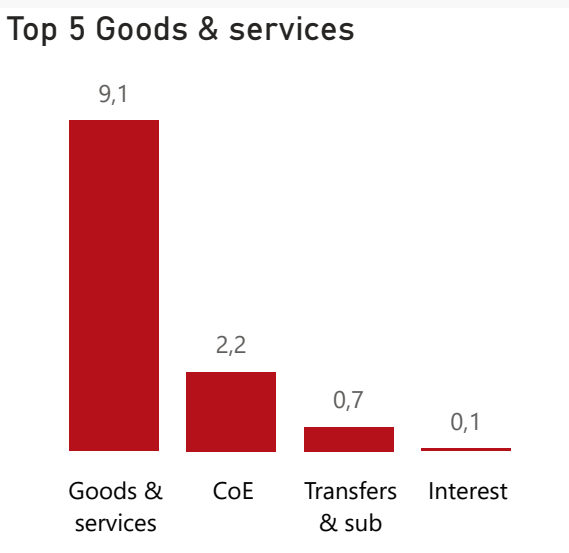
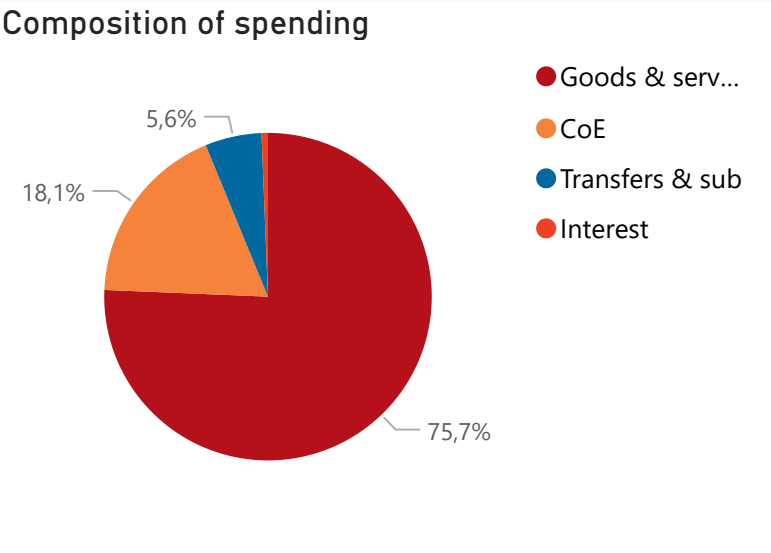
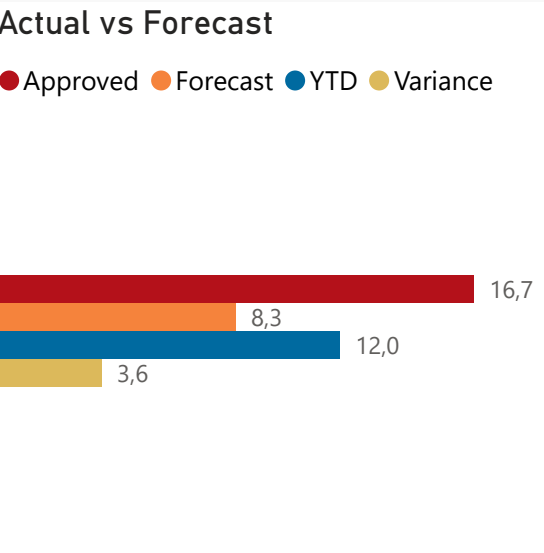
Level 3	Approved	YTD	% YTD
⊕ Transfers	15,8	6,0	97,4%
⊕ Interest & dividends	0,2	0,1	1,7%
⊕ Sales of G&S	0,1	0,1	0,9%
⊕ Tax receipts		0,0	0,0%
Total	16,1	6,2	100,0%

## Top 10 Entities

William Humphreys Art Gallery 6,2

# Public Entities Spending


Approved CoE	Approved G&S	Approved transfers
8,027,3%	7,9114,8%	32,238,2%



## Capital assets

### Spending

Level 3	Approved	YTD	% YTD
⊕ Goods & services	7,9	9,1	75,7%
⊕ CoE	8,0	2,2	18,1%
⊕ Transfers & sub		0,7	5,6%
⊕ Interest		0,1	0,6%
⊕ Capital	0,8		
<b>Total</b>	<b>16,7</b>	<b>12,0</b>	<b>100,0%</b>



○ R billion  
● R million  
○ R thousand

Quarter

2

Cluster

Education and related

Department

Sport, Arts and Culture

Entity

William Humphreys Art Gallery